

Kentucky High School Athletic Association

To: Superintendent, Principal, and Athletic Director

From: Brigid L. DeVries, Commissioner




Date: July 1, 2002

Subject: 2001-2002 Annual Report Forms Submission

School: East Jessamine High School

Enclosed please find a copy of Form T-65, The 2001-2002 Annual Report Forms Checklist. In addition, you may find an attachment with corrected copies of the forms submitted by your school personnel. Please review this information so the forms can be completed accurately in the future. Also, KHSAA Audit Staff may have requested a re-submission of some of the 2001-2002 Annual Report Forms or need additional information on your athletic programs. Please submit this information by the date requested if this is applicable. Copies and all KHSAA Title IX documents must be kept current and included in your permanent Title IX File at the school. All documents are subject to Open Records Requests.

Should you need any further information, please do not hesitate to call anytime.



Memo

To: KHSAA Member School Superintendents, Principals, and Athletic Directors

From: Brigid L. DeVries, Commissioner

Date: June 28, 2002

Re: 2002 Title IX Forms Submission

School	East Jessamine	Reviewed by	Gary Lawson
--------	----------------	-------------	-------------

The following is a status report regarding the required 2001 - 2002 Title IX submission of forms due in to the KHSAA office by April 15, 2002. Appropriate audit personnel have reviewed these forms and the following is a summary of this review.

I. Checklist of Forms properly submitted in a satisfactory manner:

<input checked="" type="checkbox"/>	GE 19 (Annual Verification)	<input checked="" type="checkbox"/>	T-35 (Budget Expenses)
<input checked="" type="checkbox"/>	T-1 (Summary Program Chart 1)	<input checked="" type="checkbox"/>	T-36 (Budget Expenses)
<input checked="" type="checkbox"/>	T-2 (Summary Program Chart 2)	<input checked="" type="checkbox"/>	T-41 (Checklist – Overall Interscholastic Program)
<input checked="" type="checkbox"/>	T-3 (Summary Program Chart 3)	<input checked="" type="checkbox"/>	T-60 (Corrective Action Plan)
<input checked="" type="checkbox"/>	T-4 (Summary Program Chart 4)	<input checked="" type="checkbox"/>	T-63 (Interscholastic Survey Results)

II. Status

A.	<input checked="" type="checkbox"/>	2001 – 2002 Forms are satisfactory and no further information or action is necessary at this time.
B.		Errors have been noted with respect to the following forms and corrected copies are being returned to you for placement in your Title IX file to ensure proper submission in the future.
C.		The following forms were omitted and must be submitted by school representatives.
D.	<input checked="" type="checkbox"/>	Other Recommendation and Comments:
		All calculations are correct and the forms appear to be in good order. School personnel must make sure that all expenditures from all sources are shown on Forms T-35 and T-36.

APR 16 2002



KENTUCKY HIGH SCHOOL ATHLETIC ASSOCIATION ANNUAL VERIFICATION OF TITLE IX PROCEDURES

(To be submitted by April 15, 2002 along with other required forms)

The EAST JESSAMINE High School, NICHOLASVILLE, Kentucky
(Name of High School) (City)

certifies to the Kentucky High School Athletic Association that the following is an accurate and true representation of the facts surrounding compliance with Title 20, U.S.C. Titles 1681-1688, et. Seq. (also known as Title IX)

I certify the following provisions in accordance with records at the school contained in the permanent Title IX file, and to the best of my knowledge have completed the following tasks. (All boxes must be checked)

Established a gender equity committee at the high school. (list committee personnel and provide attachment if necessary)

Name	Address	Phone	Title
<u>SEE ATTACHED SHEET</u>			

Scheduled a minimum of three meetings during the 2001-2002 school year on the following dates:

DEC. 5, 2001
APRIL 9, 2002
APRIL 12, 2002

Designated the following person(s) as the Title IX coordinator for the school/district:

<u>JOHN LYONS</u>	<u>ATHLETIC DIRECTOR</u>	<u>851 SULPHUR WELL</u>	<u>885-7240</u>
Name	Title	Address	Phone

School personnel are continuing to make periodic reviews of the boys and girls athletics program reflected in the Corrective Action Plan.

In addition to the above information, the above referenced school maintains a complete permanent file relative to Title IX records including copies of the self-assessment audit, all corrective action plans, and other related materials.

[Signature]
Principal

April 15, 2002
(Date)

[Signature]
(Superintendent Signature)

[Signature]
(School Board Chairperson)

(Send original copy to KHSAA - Maintain duplicate in Title IX school folder)

Gender Equity Committee 2001-2002

John Lyons	815 Sulpher Well Rd	885-7240	Athletic Director
Margaret Hazlette	815 Sulpher Well Rd	885-7240	Asst. Principal
Merle Pelham	815 Sulpher Well Rd	885-7240	Cheer Coach
Paul McEwan	815 Sulpher Well Rd	885-7240	Girl Soccer Coach
Chris O'Bryan	815 Sulpher Well Rd	885-7240	Boys Basketball
Robert Horn	120 Leah Ct	887-4189	parent
Kris Kleinsasser	815 Sulpher Well Rd	885-7240	Student Athlete
Mary Baker	815 Sulpher Well Rd	885-7240	Student Athlete
Stephen Wayne	815 Sulpher Well Rd	885-7240	Student Athlete

2001-2002
ACCOMMODATION OF INTERESTS AND ABILITIES
SUMMARY PROGRAM CHART 1

KHSAA
 Form T1
 Rev. 07/01

Participation Opportunities Test One

		(Column 1)	(Column 2)	(Column 3)	(Column 4)
	Program	Enrollment	Percentage of Total Enrollment	Number of Interscholastic Participants (double and triple count)	Percentage of Total Participation
Row 1	GIRLS	428	50	202	45.5
Row 2	BOYS	427	50	242	54.5
Row 3	Totals	855	100%	444	100%

Instructions:

*Number of 8th grade students & below used in Column 4 calculations if applicable: _____

- 1) Determine the total number of girls enrolled, (place in Row 1, Column 1). Determine the total number of boys enrolled, (place in Row 2, Column 1).
- 2) Add the total number of girls and boys enrolled to determine total enrollment, (place in Row 3, Column 1).
- 3) Calculate the percentage of total enrollment that is female. (Divide Row 1, Column 1 by row 3, Column 1 and place in Row 1, Column 2.) Calculate the percentage of total enrollment that is male. (Divide Row 2, Column 1 by Row 3, Column 1 and place in Row 2, Column 2.) Note: Row 1, Column 2 plus Row 2, Column 2 should total 100%.
- 4) Ask the head coaches to review the most updated eligibility or squad lists for their teams. Ask coaches to confirm the names of those individuals who are on the team as of the first **date of competition**, and cross out the names of those who were cut from the team or quit the team prior to the first competitive event. Determine the total number of interscholastic athletics participants that are girls, (and place in Row 1, Column 3). In order to determine the total number of athletics participants, an individual should be counted each time he or she participates on a team. For example, if Jane Doe competes on the varsity volleyball team, the junior varsity volleyball team, the junior varsity basketball team, and the varsity softball team, she should be counted as four participants (**do not include club or intramural sports participants, cheerleaders, dance teams, or pom squads**). Calculate the same way for boys and girls. * In addition, should 8th grade students and below play on a Freshman, Junior Varsity, or Varsity team, they should also be counted for each team and sport on which they participate. If applicable, please asterisk the above notation as to how many 8th grade students & below are included. Using the same procedure, determine the total number of interscholastic athletic participants that are boys, (and place in Row 2, Column 3). Add Row 1, Column 3 plus Row 2, Column 3 to get total participants and place in Row 3, Column 3.
- 5) Calculate the percentage of female participation. (Row 1, Column 3 divided by Row 3, Column 3 and place in Row 1, Column 4.) Calculate the percentage of male participation. (Row 2, Column 3 divided by Row 3, Column 3 and place in Row 2, Column 4.) Note: Row 1, Column 4 plus Row 2, Column 4 should total 100%.

Note: While being within three percent is not a formal compliance standard; if the percent listed in Row 1, Column 4 is within 3% of Row 1, Column 2, then it provides a good target within which compliance is likely.

Principal's Signature: _____

Date: 4/15/02

**ACCOMMODATION OF INTERESTS AND ABILITIES
SUMMARY PROGRAM CHART 2**

Participation Opportunities Test Two

		Column 1	Column 2	Column 3	Column 4	Column 5	
Program		Number of Teams Currently Offered	Number of Participants	Number of Teams Added in Last Five Years	Number of Participants Added in Last Five Years	Percent of Total Participation By Sex Added in Last 5 Years	
GIRLS	Row 1	varsity:	9	113	2	25	22.1
	Row 2	j.v.:	4	68	1	16	23.5
	Row 3	frosh:	2	21	1	10	47.6
	Row 4	total:	15	202	4	51	25.2
BOYS	Row 5	varsity:	9	138	1	3	2.1
	Row 6	j.v.:	4	93	0	0	0
	Row 7	frosh:	1	11	0	0	0
	Row 8	total:	14	242	1	3	1.2

- 1) List the number of interscholastic teams offered for girls and boys at each competitive level (for example, varsity, junior varsity, and freshman levels). Total each of the entries in Column 1 into Row 4, Column 1 and Row 8, Column 1.
- 2) List the number of interscholastic teams that have been added in the last five years at each competitive level. Total each of the entries in Column 3 into Row 4, Column 3 and Row 8, Column 3.
- 3) List the number of participants that are currently on each level of the teams that were added in the last five years. Total each of the entries in Column 2 into Row 4, Column 2 for girls and Row 8, Column 2 for boys. If a team was added previously but no longer exists, there are no current participants to be added for that team.
- 4) List the number of participants added in the last 5 years. Total each of the entries made in Column 4 into Row 4, Column 4 for girls and Row 8, Column 4 for boys.
- 5) Calculate the percentage of participants that have been added in the last five years (Column 4 divided by Column 2 on each line). For example, if girls' varsity soccer (22 participants), junior varsity soccer (18 participants), junior varsity golf (8 participants), and freshman softball (15 participants) have been added in the last five years, then 63 participation opportunities have been added for girls. If the total number of female participants in the program is 96 (taken from Form T-1, Row 1, Column 3), then 65.6% of the current opportunities (63 of 96) have been added in the last five years. Perform similar calculations for male participants.

Note: If the percentage of current participants added in the last five years is 25% or greater, compliance with test two may be possible. If less than 25%, then compliance with test three should be analyzed. **CAUTION:** 25% is not a formal compliance standard.

Principal's Signature: _____

Date: _____

2001-2002
ACCOMMODATION OF INTERESTS AND ABILITIES
SUMMARY PROGRAM CHART 3

Participation Opportunities Test Three

For any question answered "YES" identify the respective sport(s).

	GIRLS (Yes / No)		BOYS (Yes / No)
1. Is there an intramural team offered in a sport not now available in the interscholastic athletics program? (YES or NO)	YES		YES
2. For a sport <u>not</u> currently offered, is there sufficient interest to form a viable interscholastic team based on participation on an intramural team or community recreation teams? (YES or NO)	NO		NO
3. For a sport <u>not</u> currently offered, is there sufficient interest to form a viable interscholastic team with the interscholastic survey.	NO		NO
4. For a sport currently offered, is there interest to form a viable team for a junior varsity, freshman, or other intramural level that is not currently offered? (YES or NO)	NO		NO
5. If you answered YES to question (1), (2), (3) or (4), are there enough high schools in your geographic area offering the sport (at the appropriate level) to allow for the development of a reasonable schedule of competition. (YES or NO)	NO		NO

Principal's Signature:



Date:

4/15/02

2001-2002
ACCOMMODATION OF INTERESTS AND ABILITIES
SUMMARY PROGRAM CHART 4

KHSAA
 Form T4
 Rev. 07/01

Levels of Competition Test One

		(Column 1)	(Column 2)
	Team Levels	GIRLS	BOYS
Row 1	Total Number of Athletics Participants in All Levels	202	242
Row 2	Number of Varsity Teams Offered	9	9
Row 3	Number of Participants on all Varsity Teams	113	138
Row 4	Percentage of Total Varsity Participants By Sex	55.9	57
Row 5	Number of Junior Varsity Teams Offered	4	4
Row 6	Number of Participants on all Junior Varsity Teams	68	93
Row 7	Percentage of Total Junior Varsity Participants By Sex	33.7	38.4
Row 8	Number of Freshman Teams Offered	2	1
Row 9	Numbers of Participants on all Freshman Teams	21	11
Row 10	Percentage of Total Freshman Participants By Sex	10.4	4.5

- 1) Copy the number entered on Form T1, Row 1, Column 3 and place on Row 1, column 1 of this form.
- 2) Copy the number entered on Form T1, Row 2, Column 3 and place on Row 1, column 2 of this form.
- 3) List the number of teams at the varsity, junior varsity, and freshman levels for boys and girls (Rows #2,5,8) and place in the proper boxes in columns 1 and 2.
- 4) List the number of teams at the varsity, junior varsity, and freshman levels for boys and girls (Rows #3,6,9) and place in the proper boxes in columns 1 and 2.
- 5) Calculate the percentage of female and male participants at each level. (Rows #4,7,10)
 - Divide Row 3, Column 1 by Row 1, Column 1, and place the percentage in Row 4, Column 1.
 - Divide Row 3, Column 2 by Row 1, Column 2, and place the percentage in Row 4, Column 2.
 - Divide Row 6, Column 1 by Row 1, Column 1, and place the percentage in Row 7, Column 1.
 - Divide Row 6, Column 2 by Row 1, Column 2, and place the percentage in Row 7, Column 2.
 - Divide Row 9, Column 1 by Row 1, Column 1, and place the percentage in Row 10, Column 1.
 - Divide Row 9, Column 2 by Row 1, Column 2, and place the percentage in Row 10, Column 2.


Principal's Signature: _____

Date: _____

2001-2002 KHSAA TITLE IX ATHLETICS AUDIT

Checklist - Overall Interscholastic Athletics Program

Areas of Compliance	ADVANTAGE TO		
	(Answer all questions based on Internal Evaluation and Responses. Please check the appropriate column.)		
BENEFITS	GIRLS' PROGRAM	BOYS' PROGRAM	NEITHER PROGRAM (Compliance)
Equipment and Supplies			✓
Scheduling of Games and Practice Time			✓
Travel and Per Diem Allowances		✓	
Coaching		✓	
Locker Rooms, Practice and Competitive Facilities			✓
Medical and Training Facilities and Services			✓
Publicity		✓	
Support Services		✓	
Athletic Scholarships			✓
Tutoring			✓
Housing and Dining Facilities and Services			✓
Recruitment of Student Athletes			✓

Principal's Signature: 

Date: 4/15/02

2001-2002

TITLE IX

CORRECTIVE ACTION PLAN

School Name: EAST JESSAMINE

School Year: 2001-2002

Principal's Signature: _____

Date: 4-15-02

To complete this form, indicate the intended area which needs corrective action, the suggested change and time table for implementation. You may copy this form as needed. Please attach corrective action plans along with audit forms and submit by April 15, 2002.

ITEM FOR CORRECTION	SUGGESTED CHANGE	TIME TABLE FOR CORRECTIVE ACTION
Boys Basketball trip to California	NONE - the girls team took a comparable trip in 2000-01	none needed
Boys Sports Coaches are more qualified and experienced.	For administration to follow the advice of search committees or explain rationale.	next girls vacancy.
Boys sports achievements are more widely recognized by the district.	For the AD at the District level to make this info available.	2002-03
Girls Basketball is in need of new uniforms	Uniforms in Basketball and Soccer to be bought.	2002-03
Girls		

* An explanation (status report) is needed for all areas identified previously as items for correction as well as all areas currently identified as items for correction. This form shall be typed.

Principal's Signature: _____

Date: 4/15/02



2001-2002 INTERSCHOLASTIC ATHLETICS SURVEY

Summary Of Student Responses

School Name: EAST JESSAMINE

School Enrollment: 855

Date: 4-15-2002

Completed By: JOHN LYONS

Instructions:

1. Summarize the Student Athletics Interest Surveys Form T-61 by listing the total number of responses on the line next to each sport.
2. Under the Other Category please provide a listing of the sports as well as the number of students who are interested in participating.
3. Please sign and date the Summary Form (T-63) and mail the Summary Form only to the KHSAA by April 15, 2002. Do not mail the student surveys (Form T-61). However, these Forms should be maintained in your files in the event they are requested subsequently.

590 Number of Surveys

511 Total Returned

9-12 Grades Surveyed

How Was The Survey Administered? THROUGH 1ST BLOCK CLASSES

Fall Sports (List Total Number of Participation Responses)

15 Cross Country (Girls)

13 Cross Country (Boys)

7 Field Hockey (Girls)

74 Football (Boys)

25 Golf (Girls)

24 Golf (Boys)

52 Soccer (Girls)

33 Soccer (Boys)

74 Volleyball (Girls)

15 Volleyball (Boys)

Winter Sport (List Total Number of Participation Responses)

40 Basketball (Girls)

76 Basketball (Boys)

34 Gymnastics (Girls)

15 Indoor Track (Girls)

15 Indoor Track (Boys)

30 Swimming & Diving (Girls)

13 Swimming & Diving (Boys)

34 Wrestling (Boys)

Spring Sport (List Total Number of Participation Responses)

<u>54</u>	Baseball (Boys)
<u>13</u>	Fast Pitch Softball (Girls)
<u>50</u>	Slow Pitch Softball (Girls)
<u>28</u>	Tennis (Girls)
<u>15</u>	Tennis (Boys)
<u>30</u>	Track (Girls)
<u>33</u>	Track (Boys)

Other Sports (From Student Survey T-61 Question 10)

Name of Sport	Number of Students Interested In Participating
<u>BOXING</u>	<u>6</u>
<u>WRESTLING</u>	<u>7</u>
<u>HOCKEY</u>	<u>16</u>
<u>BASKETBALL</u>	<u>6</u>
_____	_____
_____	_____
_____	_____

Number of Students who participate in Intramural Sports.
(From Student Survey T-61 Question 5)

Sport	Number
<u>LEAGUE SPORTS</u>	<u>70</u>
_____	_____
_____	_____
_____	_____
_____	_____

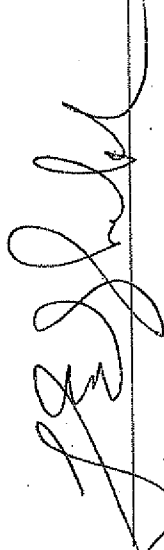
List Intramural Sports students are interested in adding:
(From Student Survey T-61 Question 6)

Sport	Number
<u>WRESTLING</u>	<u>9</u>
<u>BASKETBALL</u>	<u>7</u>
<u>HOCKEY</u>	<u>8</u>
_____	_____
_____	_____
_____	_____

**2001-2002
BUDGETED AND ACTUAL EXPENDITURES - PROGRAM COMPARISON CHART 2
TO INCLUDE BOOSTER CLUB FUNDING**

Teams	equipment and supplies		travel		awards		coaches' salaries (to include supplemental and extended employment)		facilities improvements		publications (if sport-specific)	
	B	E	B	E	B	E	B	E	B	E	B	E
G track	650	205			0	0	2600	2600	0	0	0	0
B track	650	205			0	0	2600	2600	0	0	0	0
G tennis	125	135.09			0	0	1675	1675	0	0	0	0
B tennis	125	135.09			0	0	1675	1675	0	0	0	0
G volleyball	250	280.00	202	624.31	0	0	2750	2750	0	0	0	0
B wrestling												
G (list sport)												
B (football)	4000	5344.46	2859.89	2859.89	0	692.09	7200	7200	0	0	0	0
G (list sport)												
B (list sport)												

"B" is for budgeted dollar amounts and "E" is for actual dollar expenditures. Expenditures should include items provided by third parties such as Booster Clubs.

Principal's Signature:  Date: 4/15/02

2001-2002

**BUDGETED AND ACTUAL EXPENDITURES - PROGRAM COMPARISON CHART
TO INCLUDE BOOSTER CLUB FUNDING**

	equipment and supplies		travel		awards		coaches' salaries (to include supplemental and extended employment)		facilities improvements		publications (if sport-specific)	
	B	E	B	E	B	E	B	E	B	E	B	E
G basketball	650	759.12		1441.91	0	413.38	7200	7200	0	0	0	0
B basketball	650	607.71		2179.72	0	514.65	7200	7200	0	0	0	0
G softball	750	398.11			0	-	3500	3500	0	0	0	0
B baseball	750	625.00			0	-	3500	3500	0	0	0	0
G cross country	125	91.74			0	12.00	850	850	0	0	0	0
B cross country	125	91.74			0	12.00	850	850	0	0	0	0
G golf	200	24.00		660.3	0	0	1600	1600	0	0	0	0
B golf	200	24.00		118.42	0	0	1600	1600	0	0	0	0
G soccer	650	344.80		1783.43	0	512.73	3500	3500	0	0	0	0
B soccer	650	545.22		1418.37	0	452.96	3500	3500	0	0	0	0
G swimming	100	0		54.74	0	0	2000	2000	0	0	0	0
B swimming	100	0		54.74	0	0	2000	2000	0	0	0	0

"B" is for budgeted dollar amounts and "E" is for actual dollar expenditures. Expenditures should include items provided by third parties such as Booster Clubs.

Principal's Signature: _____

Date: 4/15/02